

Raising the level of your presentation

Symphony Hall Birmingham – Event-Deck, tiered infill over the stalls.



2024 HIRE GUIDE.

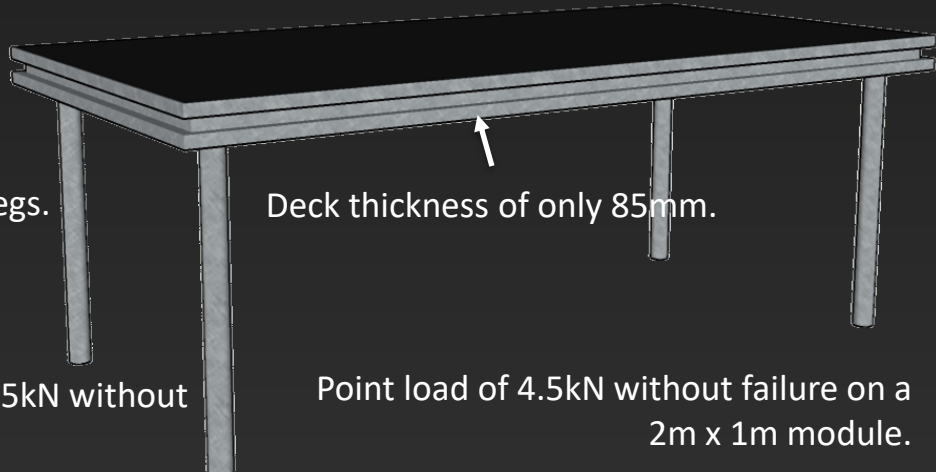
18mm Birch Ply top. Painted black. Protected by the aluminium frame.

Standard 48.3mm diameter aluminium scaffold tube stage legs.

Deck thickness of only 85mm.

Uniformly distributed load of 7.5kN without failure on a 2m x 1m module.

Point load of 4.5kN without failure on a 2m x 1m module.



We also have stock of certain modules in lightweight ply and black 'WISA©-Hexa-Grip surface for outdoor use.

See test report for various equipment below.

**Table 1**  
**List of Tests Carried Out**

Unit Code	Size (m)	Height (mm)	Test Carried Out
SSL01	2 x 1	900	Uniformly Distributed Load - 7.5kNm <sup>-2</sup>
SSL01	2 x 1	1500	Uniformly Distributed Load - 7.5kNm <sup>-2</sup>
SSL01	2 x 1	2400	Uniformly Distributed Load - 7.5kNm <sup>-2</sup>
SSL02	1 x 1	900	Uniformly Distributed Load - 7.5kNm <sup>-2</sup>
SSL07	2 x 1	900	Uniformly Distributed Load - 7.5kNm <sup>-2</sup>
SSL01	2 x 1	900	Point Load - 4.5kN
SSL02	1 x 1	900	Point Load - 4.5kN
SSL07	2 x 1	900	Point Load - 4.5kN
Barrier	0.9 x 1.1	n/a	Line Load - 1.5kNm <sup>-1</sup>
Barrier	0.9 x 1.1	n/a	Point Load - 1.5kN
Balustrade		n/a	Line Load - 1.5kNm <sup>-1</sup>
Balustrade		n/a	Point Load - 1.5kN
Stair Tread	n/a	n/a	Uniformly Distributed Load - 4.5kNm <sup>-2</sup>
Stair Tread	n/a	n/a	Point Load - 4.5kN
Connector Clamp (SSL01)	2 no 2 x 1	900	Line Load - 4.5kNm <sup>-1</sup>
Connector Clamp (SSL01)	2 no 2 x 1	900	Line Load - 4.5kN

## RECTANGULAR DECKS. Call us to discuss your exact requirements


We hire stages and a wide variety of stage accessories to offer a full hire service.  
With a range of deck sizes available and the option for wooden infills we can create any shape stage.  
The below costs are based on a 1 – 3 day hire rate.

001



### RECTANGULAR DECK 2m x 1m

L: 2m x W:1m

Standard Ply **£16.00**Lightweight Ply **£16.00**Hexa-Grip Ply  **£18.50**

Deck Legs &amp; Clamps Hired Separately

002



### CABLE PORTS

L: 2m x W:1m

Standard Ply **£20.00**

Lift out steel plates rebated into ply top. Zinc plated. Diameter 120mm. Magnetically held in place.

Deck Legs &amp; Clamps Hired Separately

003



### RECTANGULAR DECK 2 x .5m

L: 2m x W:50cm

Standard Ply **£13.50**Lightweight Ply **£13.50**Hexa-Grip Ply  **£15.50**

Deck Legs &amp; Clamps Sold Separately

004



### RECTANGULAR DECK 2m x 33cm

L: 2m x W:33cm

Standard Ply **£10.00**

Deck Legs &amp; Clamps Hired Separately

005



### RECTANGULAR DECK 1m x .5m

L: 1m x W:50cm

Standard Ply **£10.50**Hexa-Grip Ply  **£12.50***Often used as steps*

Deck Legs &amp; Clamps Hired Separately

006



### RECTANGULAR DECK 1m x 33cm

L: 1m x W:33cm

Standard Ply **£10.00***Often used as steps*







Deck Legs &amp; Clamps Hired Separately

18mm ply, loaded into the aluminium frames includes standard combi-ply, lightweight poplar and birch with a Hexa-grip coating



## SQUARE & TRIANGULAR DECKS.

The below costs are based on a 1 – 3 day hire rate.

<p><b>007</b></p> 	<p><b>SQUARE DECK 1.5m x 1.5m</b></p> <p>L: 1.5m x W:1.5m</p> <table border="1"> <tr> <td>Hexa-Grip Ply</td> <td>£18.50</td> </tr> </table> <p>Ideal for constructing DDA compliant ramps</p> <p>Deck Legs &amp; Clamps Hired Separately</p>	Hexa-Grip Ply	£18.50	<p><b>008</b></p> 	<p><b>SQUARE DECK 1m x 1m</b></p> <p>L: 1m x W:1m</p> <table border="1"> <tr> <td>Standard Ply</td> <td>£11.50</td> </tr> <tr> <td>Lightweight Ply</td> <td>£11.50</td> </tr> <tr> <td>Hexa-Grip Ply</td> <td>£12.50</td> </tr> </table> <p>Deck Legs &amp; Clamps Hired Separately</p>	Standard Ply	£11.50	Lightweight Ply	£11.50	Hexa-Grip Ply	£12.50
Hexa-Grip Ply	£18.50										
Standard Ply	£11.50										
Lightweight Ply	£11.50										
Hexa-Grip Ply	£12.50										
<p><b>009</b></p> 	<p><b>SQUARE DECK 50cm x 50cm</b></p> <p>L: 50cm x W:50cm</p> <table border="1"> <tr> <td>Standard Ply</td> <td>£9.50</td> </tr> <tr> <td>Hexa-Grip Ply</td> <td>£10.50</td> </tr> </table> <p>Deck Legs &amp; Clamps Hired Separately</p>	Standard Ply	£9.50	Hexa-Grip Ply	£10.50	<p><b>010</b></p> 	<p><b>TRIANGULAR DECK 1m x 1m</b></p> <p>L: 1m x W:1m x Hypotenuse 1.4m</p> <table border="1"> <tr> <td>Standard Ply</td> <td>£10.50</td> </tr> </table> <p>Deck Legs &amp; Clamps Hired Separately</p>	Standard Ply	£10.50		
Standard Ply	£9.50										
Hexa-Grip Ply	£10.50										
Standard Ply	£10.50										
<p><b>011</b></p> 	<p><b>TRIANGULAR DECK 2m x 1m</b></p> <p>L: 2m x W:1m x Hypotenuse 2.36m</p> <table border="1"> <tr> <td>Standard Ply</td> <td>£11.50</td> </tr> </table> <p>Deck Legs &amp; Clamps Hired Separately</p>	Standard Ply	£11.50	<p><b>012</b></p> 	<p><b>TRIANGULAR DECK 2m x .5m</b></p> <p>L: 2m x W:50cm x Hypotenuse 2.61m</p> <table border="1"> <tr> <td>Standard Ply</td> <td>£10.50</td> </tr> </table> <p>Deck Legs &amp; Clamps Hired Separately</p>	Standard Ply	£10.50				
Standard Ply	£11.50										
Standard Ply	£10.50										

All Event-Deck shapes are totally compatible and can be easily locked together at any point along the aluminium frames.

## TRIANGULAR & CURVED DECKS.


*The below costs are based on a 1 – 3 day hire rate.*

**013**



TRIANGULAR DECK 1m x .5m	
L: 1m x W:50cm x Hypotenuse 1.118m	
Standard Ply	<b>£10.50</b>
Deck Legs & Clamps Hired Separately	

**014**




TRIANGULAR DECK 1m x 1.5m	
L: 1.5m x W:1m x Hypotenuse 1.8m	
Standard Ply	<b>£10.50</b>
Deck Legs & Clamps Hired Separately	

**015**




TRIANGULAR DECK 2m x 1.25m	
L: 2m x W:50cm x Hypotenuse 2.35m	
Standard Ply	<b>£11.50</b>
Deck Legs & Clamps Hired Separately	

**016**




TRIANGULAR DECK 2m x 1.5m	
L: 2m x W:1m x Hypotenuse 2.5m	
Standard Ply	<b>£11.50</b>
Deck Legs & Clamps Hired Separately	

**017**



QUADRANT CURVE DECK	
L: 1.25m x W:1.25m L: 1.5m x W 1.5m	
Standard Ply	<b>£21.00</b>
Deck Legs & Clamps Hired Separately	

**018**



QUADRANT CURVE DECK	
L: 1m x W:1m	
Standard Ply	<b>£19.00</b>
Deck Legs & Clamps Hired Separately	

See also our Flexi-Stage accessory as an alternative to creating a circular or bespoke shape.

## Event-Deck Modular Treads



Back stage at Birmingham Hippodrome Theatre

Using our modular, steel treads it's possible to create whatever tread flight is required as the modules simply bolt together. To comply with certain regulations a landing may be required after nine treads.

- Our modular treads rise in 15cm increments and are suitable for stage heights from +45cm.
- The top tread module locks into the accessory channel on any Event-Deck module at any position.
- Bottom tread modules are complete with height adjustable feet.
- The demountable handrails simply slide into the pockets on either side of each tread module.
- Top sleeve cover caps fit over the handrails to provide a smooth top handrail.
- Tread edges are finished with a serrated, aluminium nosing to highlight the edge of the tread.
- Treads are finished either with a bright zinc finish or, a powder-coat finish. Colour of your choice.





## MODULAR TREADS & BALUSTRADE

The below costs are based on a 1 – 3 day hire rate.

019

Dimensions 100cm wide, going [tread depth] 28cm, height increment 15cm



### MODULAR TREADS

Black, powdercoated handrails to both sides of the steps.

Modular treads start from a 2-step set up to 9-step set.

From **£19.00 - £85.50**

When using steps to reach a 1.5m high stage and above an intermediate landing will be required.

020



Balustrade sections can lock into any of the decks at any position

### BALUSTRADE (BLACK)

1.1m high balustrade

1.1m x 1000mm	<b>£9.50</b>
1.1m x 900mm	<b>£9.50</b>
1.1m x 750mm	<b>£9.50</b>
1.1m x 500mm	<b>£5.75</b>
1.1m x 250mm	<b>£4.00</b>

021

Extendable corner



5cm x 5cm corner post

### BALUSTRADE CORNERS

1.1m high balustrade

5cm x 5cm corner post **£4.00**

Bolts into balustrade to form an internal or external 90-degree corner.

Extendable corner **£7.00**

Bolts into balustrade forming a 90 degree, external, or internal corner. 80mm adjustment is possible in either direction.

022



### GLASS BALUSTRADE

Stainless steel & glass balustrade

1.1m x 90cm	<b>£25.00</b>
1.1m x 45cm	<b>£19.00</b>
90cm x 90cm	<b>£23.50</b>
90cm x 45cm	<b>£15.00</b>
LED version also available.	<b>POA</b>



## STAGE ACCESSORIES

The below costs are based on a 1 – 3 day hire rate.

023

Stock, standard leg lengths to create finished stage heights of;



### STAGE LEGS

Manufactured from aluminium scaffold tube. Grade **BS1139**

Legs 15cm – 195cm	<b>From £0.65 - £1.25</b>
-------------------	---------------------------

Any length of stage leg can be supplied. Same tube also used for leg bracing.

024

Stage legs sit in the adjustable height collar. Grub screw holds the leg in place.



All parts zinc plated

### ADJUSTABLE LEG JACKS

12cm stem c/w leg retaining collar

Mini Jack	<b>£0.65</b>
-----------	--------------

Int Jack	<b>£1.25</b>
----------	--------------

Long Jack	<b>£1.25</b>
-----------	--------------

Ideal for levelling stages outdoors or, for creating an exact stage height

025




### LEG CLAMPS

For joining stages of differing heights or treads.

Leg Clamp Each	<b>£2.50</b>
----------------	--------------

3 options available – for valance, solid fascia or vertically aligned.

026



### STAGE JOINING CLAMP

2 clamps required per deck. M10, high tensile, cap head bolt. Can be fitted and removed with 8mm Allen keys or an impact driver for speed fitting and releasing.

Each Clamp	<b>£0.60</b>
------------	--------------

027



### FLEXI-STAGE

Allows for the profiling of irregular shaped stages and infills. Clamps to any Event-Deck as required.

90cm long	<b>£2.50</b>
-----------	--------------

45cm long	<b>£1.25</b>
-----------	--------------

20cm long	<b>£0.75</b>
-----------	--------------

028



Slides into an inclined stage deck to complete the ramp to the floor.



### RAMP LEADING EDGES

Ali Check-plate - 500mm Depth

150cm x 50cm	<b>£18.75</b>
--------------	---------------

100cm x 50cm	<b>£12.50</b>
--------------	---------------

50cm x 50cm	<b>£7.50</b>
-------------	--------------

DDA Compliant. Held in place with spring fixings.



## FLOOR PROTECTION FOR SPORTS HALLS & STUDIO FLOORS



### 2M x 1M GIANT CARPET TILES

- Perfect, **temporary floor** protection for **precious sports halls** and **performance studios**.
- Perfect for **carpeting stage** and runway areas.
- The finish helps to **acoustically 'soften'** large areas.



*MEGA-TILE used at Symphony Hall Birmingham*

### Hire or Buy from Staging Services

- Large floor and **stage areas covered quickly and easily** using **loose laid 2m x 1m Mega-Tiles**.
- Fully **re-usable** ensuring economic use and **environmentally friendly**.
- Works as part of the **Event-Deck modular Staging System**
- **Easily handled** using a two sided 2m x 1m dolly.



*Birmingham Hippodrome – Dance Studio Conversion*



*Easy handling with a convertible 2m x 1m Event-Deck, stage dolly.*

## STAGE FINISHES

The below costs are based on a 1 – 3 day hire rate.

## Event-Deck Accessories

029



### MEGA-TILES

*Loose lay, giant carpet tiles*

2m x 1m	<b>£3.00</b>
1m x 1m	<b>£1.50</b>
2m x 50cm	<b>£1.50</b>
1m x 50cm	<b>£1.50</b>
33cm deep tiles	<b>£1.50</b>

030



### ROLL CARPET

*Available in 2m & 4m widths.  
Supplied in various colours*

**POR**

031



### ROLL VINYL

*Available in 2m & 4m widths.  
Supplied in various colours*

**POR**

032



### BOX PLEATED VALANCE

*Polyester Twill textile. 300% fullness.*

**From £4.00 - £5.50 per metre.**

*The top band of the valance has a 5cm width of loop Velcro for attaching to Velcro inserts.*

*Drop finish 1cm off the floor.*

*Available in height increments of 15cm.*

033



### SOLID FASCIA

*Can be supplied as Foamex fascia, painted fascia or branded.*

**POR**

034



### RAMP CURB

*15cm high x 1m ramp curb. Locks into the side of Event-Deck.*

15cm x 200cm	<b>£5.00</b>
15cm x 150cm	<b>£3.75</b>
15cm x 100cm	<b>£2.50</b>





## FESTIVAL STAGES


*Covered outdoor stages, with optional Front of House and PA wing accessories.*



*Available in the below sizes:*

- 10m x 7.5m
- 10m x 5m\*
- 6m x 6m\*
- 6m x 3m\*
- Additional 'eyelid' to protect downstage performers from rain.

*\* Also available in white.*






Event-Deck and its accessories in use....



GIANT CATWALKS



SMALL, POP-UP CATWALKS



CONFERENCE STAGES



FRONT OF HOUSE GALLERIES



MARQUEE PLINTHS



GRADUATION STAGES



EVENT-DECK FESTIVAL STAGE



CHORAL RISERS





INDOOR SEATING TIERS



OUTDOOR SEATING TIERS



OUTDOOR STAGES



VIP STAGES



VEHICLE DISPLAY PLINTHS & PROMOTIONAL STAGES



RAMP & BESPOKE STRUCTURES



CABARET DINING TIERS WITH LED BALUSTRADE



STAGE EXTENSIONS & DECK TREADS

Event-Deck is an extremely versatile, fully demountable, height adjustable, staging system. A variety of modular shapes can be arranged in an endless number of configurations.

# THE BENEFITS...

## DESIGN

- Designed and manufactured exclusively by Staging Services Ltd for extensive use in the live events arena
- Deck shapes can be custom manufactured in both metric and imperial dimensions
- Unique locking system ensures no height differential between adjoining decks, creating a safe, seamless, performing surface
- Supports many accessories to enhance and further increase the flexibility of the system
- Extremely compact with a deck thickness of only 85mm

## USAGE

- Schools, conference halls, sports halls, exhibition halls, theatres, road-shows, marquees, shopping malls, outdoors...
- Regularly used for general stages, stage extensions, catwalks, seating tiers, viewing platforms, festival stages, exhibition super-floors...
- Easy to assemble and to create dynamic and interesting stage shapes at varying heights and inclines
- Stage heights can easily be created by simply using the appropriate leg lengths
- All modular shapes can be locked together and arranged in endless arrangements
- Can be used equally well both indoors and outdoors
- Perfect for road shows and restricted storage applications

## BUILD QUALITY & ACCESSIBILITY

- Very robust and well-engineered
- 30+ years of extensive use with original equipment still in use!
- 30+ years of successful field product development and on-going.
- Timber edges protected by the aluminium stage frame.
- Stage legs manufactured from standard aluminium scaffold tube – very easily available nationwide.
- Standard scaffold fittings can be used for bracing stage legs as and when required
- Decks and accessories available to both purchase and hire from Staging Services Ltd

## COMPLIANCE

- Complies with stringent regulations required by the NEC and other similar venue bodies
- Meets industry standards as specified in the publication of THE TECHNICAL STANDARDS FOR PLACES OF ENTERTAINMENT
- Product calculations and test report data available
- Venue and application design and advice provided by highly experienced stage technicians